

Plug Into Your Organizational GPS

CHART Conference – New Orleans



KATHLEEN WOOD PARTNERS

Providing the Power of One to the Growth Strategies of Leaders & Businesses

Kathleen@kwoodpartners.com

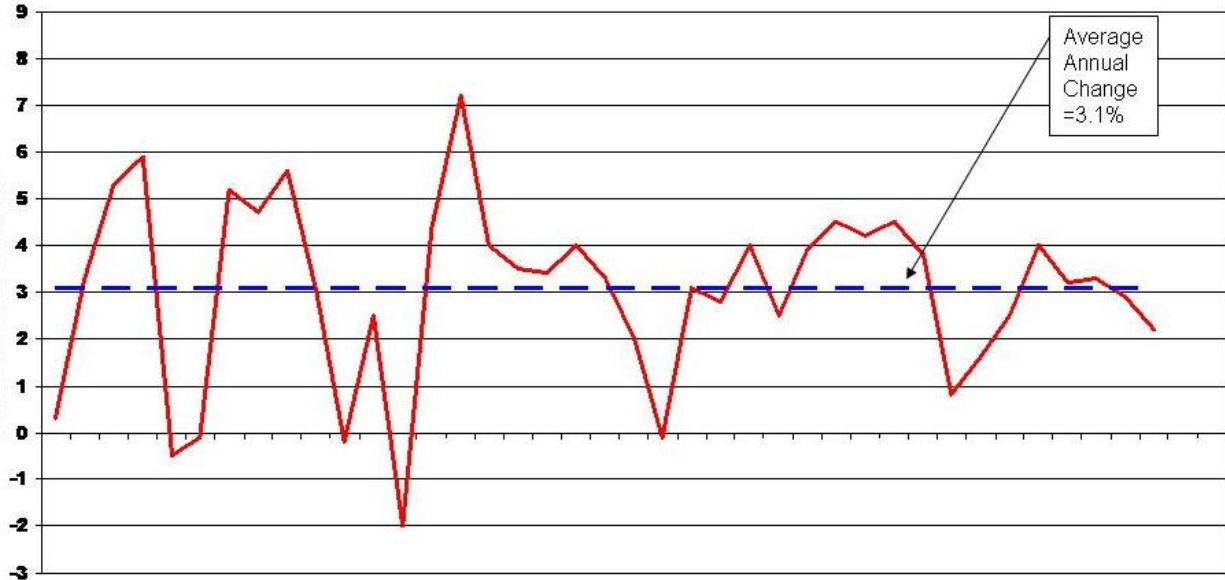
Our Journey

- 1) Understanding GPS**
- 2) How Strong is Your Satellite System?**
- 3) Identifying Your Destination**
- 4) Mapping Your Journey**
- 5) Adjusting for Changes**
- 6) Your Vehicle**
- 7) Taking to the Open Road**



Why Organizational GPS?

The idea of people losing their jobs to the economy is a percentage of reality.



The idea that many good people can not find jobs because of the economy is another portion of reality.

Why Organizational GPS?

Here is where the largest percentage of the reality was for the vast majority of people:

- a) Red Flags
- b) Course Correct
- c) Aggressively Stay Ahead
- d) Believe It
- e) Explore Options



When Organizational GPS Works!

Here is also what happened to people:

- a) Promotions
- b) Career Advancement
- c) New Employment
- d) New Opportunities
- e) More Options



What is Organizational GPS?

- a) Great Personal Situation
- b) Gain Political Status
- c) Gather Proactive Staffing
- d) Great Public Speaking



What is Organizational GPS?

Guide Personal/Professional Success




Bottom Line

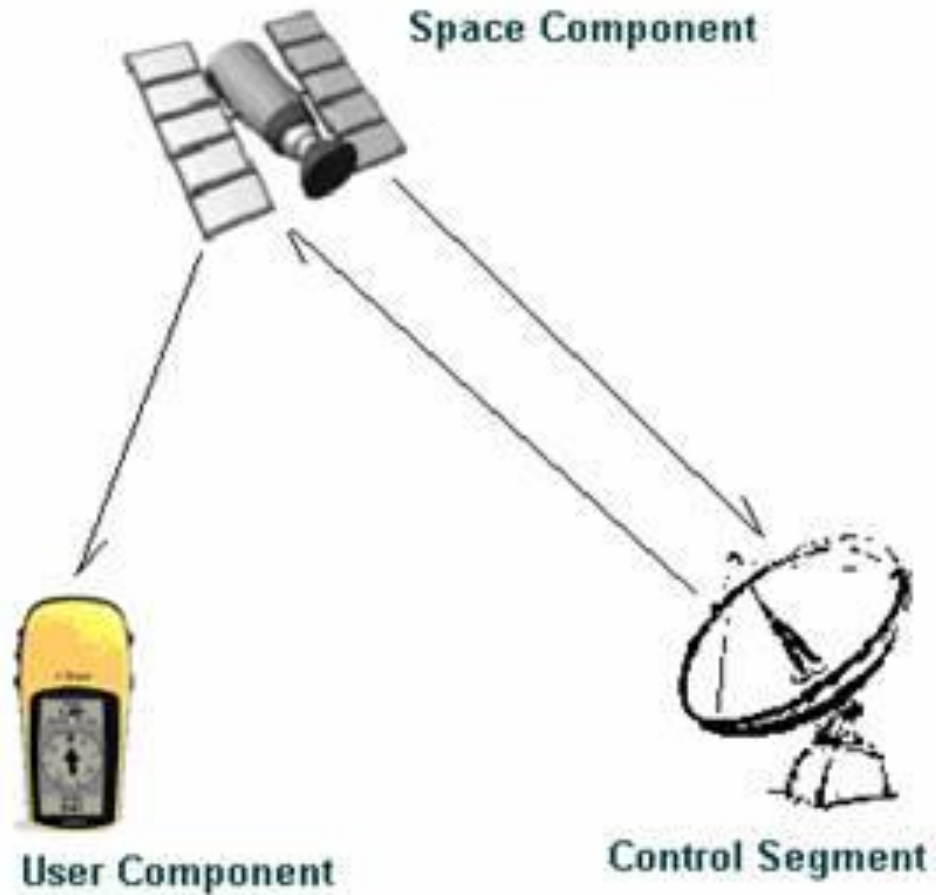
**In today's workplace strong
Organizational GPS is a necessity!**



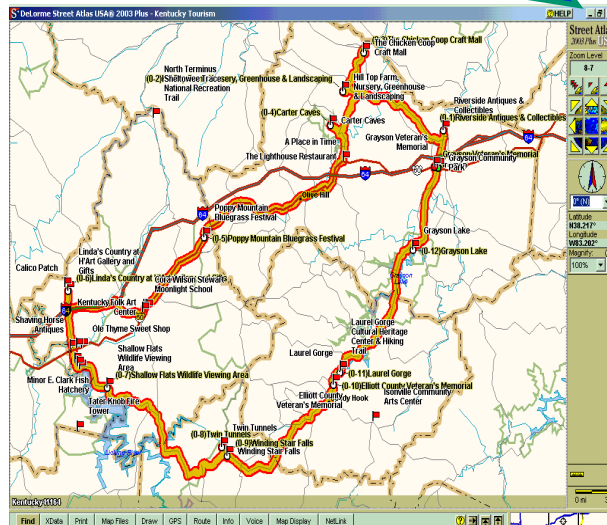
History of GPS

- 
- * The first GPS satellite was launched in 1978.
 - * A GPS satellite weighs approximately 2,000 pounds and is about 17 feet across with the solar panels extended.
 - * GPS works in any weather conditions, anywhere in the world, 24 hours a day.
 - * GPS today supports our lives through:
 - ✓ Automotive products
 - ✓ Marine units
 - ✓ Aviation technology
 - ✓ Fitness
 - ✓ Outdoor recreation

How GPS Works?



GPS



GPS Satellite System

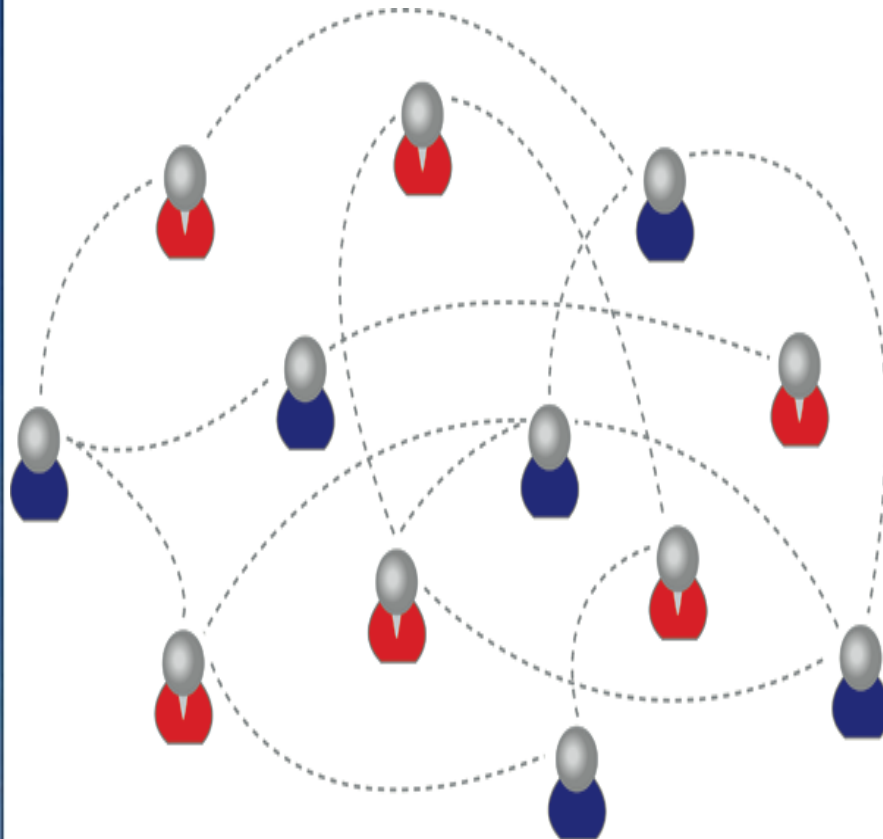


A full constellation of 24 satellites was achieved in 1994.

Each satellite is built to last about 10 years.

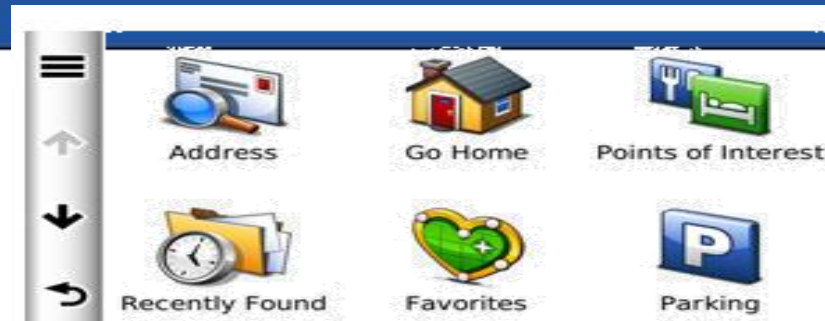
Replacements are constantly being built and launched into orbit.

How Strong is Your Satellite System?



- ❖ **Top Five**
- ❖ **Professional**
- ❖ **Support**
- ❖ **T,L,K**

Identifying Your Destination?



Life

- Yourself
- Your Family and Friends

Success

- Personal
- Professional

Career

- Life Long Learning
- Legacy

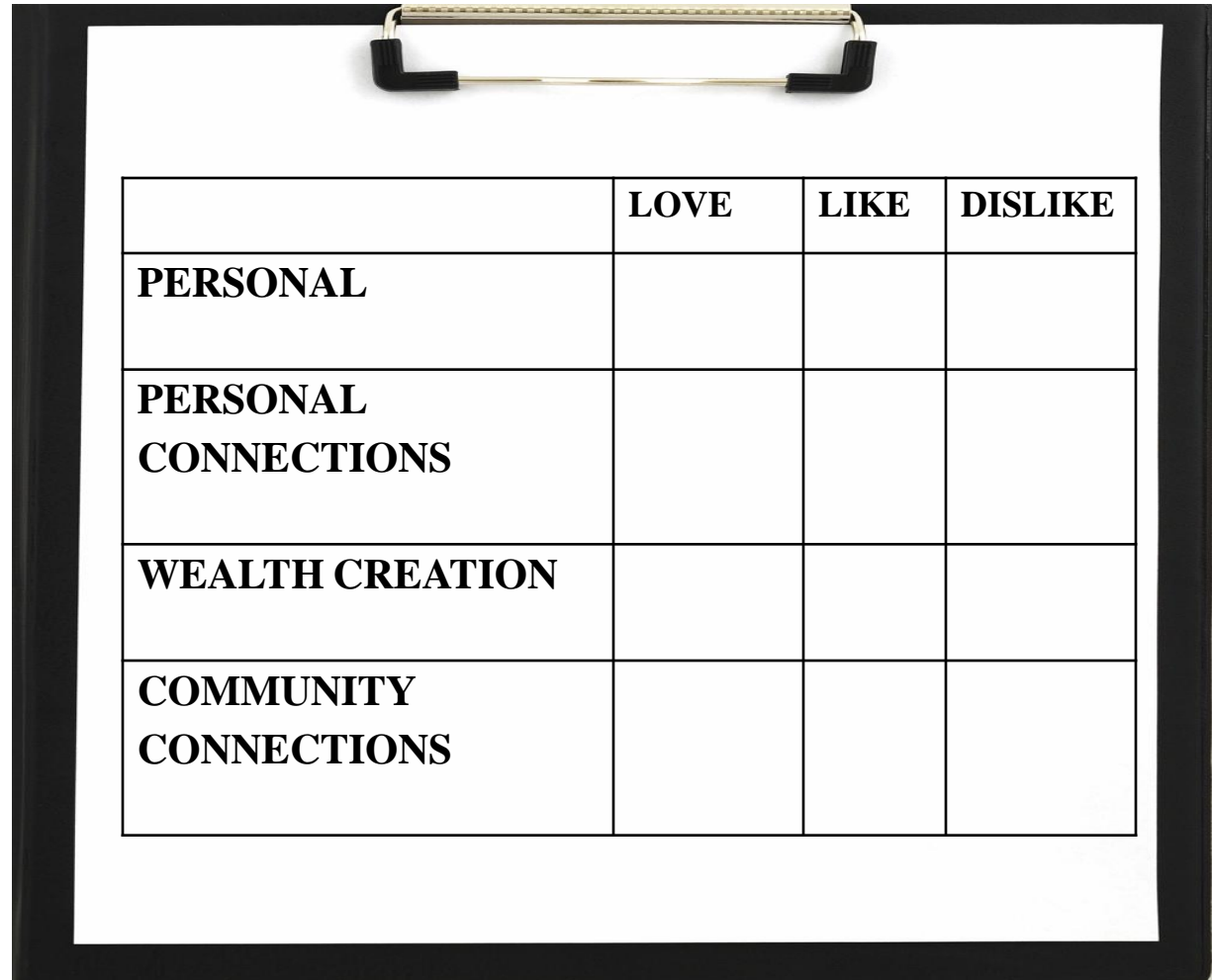
Leadership

- Company
- Community

Contribution

- Mentorship
- Giving Back

Love, Like and Dislike Checklist



	LOVE	LIKE	DISLIKE
PERSONAL			
PERSONAL CONNECTIONS			
WEALTH CREATION			
COMMUNITY CONNECTIONS			

Mapping Your Journey



Results
Relevance
Specifics
Clarity

Mapping Your Journey



Authenticity
Relevance
Specifics
Clarity

Mapping Your Journey



DREAMS

Goals

Action Plan

Skills and Knowledge

Resources and Support

Adjusting for Change

Options

Red
Flags

Course
Correct

Stay Ahead



Adjusting for Changes



RED FLAGS

Adjusting for Changes



COURSE CORRECTION

Adjusting for Changes



STAY AHEAD

Adjusting for Change



POTHOLES AND POLICE

What are You Driving?



How's Your Driving?



- ☞ Day to Day
- ☞ Negotiation
- ☞ Stress
- ☞ Change
- ☞ Presentation
- ☞ Crisis
- ☞ Social

How's Your Driving with Your Team?



- 👉 Connecting
- 👉 Communicating
- 👉 Generational
- 👉 Technology
- 👉 Social Media
- 👉 Results

Test Your Knowledge



Shifting Gears!

KIA

- Pick Up the Pace
- Opportunity Costs

MINI VAN

- Unload and Recalculate
- Fast and Furious

TAURUS

- Expand and Explore
- Stretch and Risk

PORSCHE

- Clarity and Alignment
- High Performance Team

Taking to the Open Road



Guide Personal Success

***People doubt their belief,
but believe their doubts.***

***But believe in yourself,
and the world will believe in you!***

Napoleon Hill





KATHLEEN WOOD PARTNERS

Providing the Power of One to the Growth Strategies of Leaders & Businesses

Kathleen Wood Partners

2 E. Erie St. Suite 1508

Chicago, IL 60611

(562) 852-5252

Visit us at: Kwoodpartners.com

Own your own copy of Kathleen's new book **The Best Shift of Your Life – The Restaurant Manager's Guide to Success Outside the Restaurant** at www.Amazon.com

Kathleen Wood Partners is an innovative growth strategy firm specializing in shifting leaders and businesses to new levels of success. Kathleen Wood Partners consults with managers, leaders and companies ranging from start-ups to large multi-nationals on how to optimize company and employee performance for growth and profitability.

As motivational speaker, Kathleen brings all of her perspectives from her own restaurant experience—as an operator, a corporate executive, president and COO, to serving as a strategic advisor and board member. Kathleen delivers high-energy and content-rich presentations that inspire operators to create the Best Shifts of their lives!